

Build Kansas Fund Advisory Committee Meeting

September 24, 2025





Agenda

- I. Hub Updates
- II. Hub Dashboards
- III. BKF Application Review
- IV. Outreach & Events

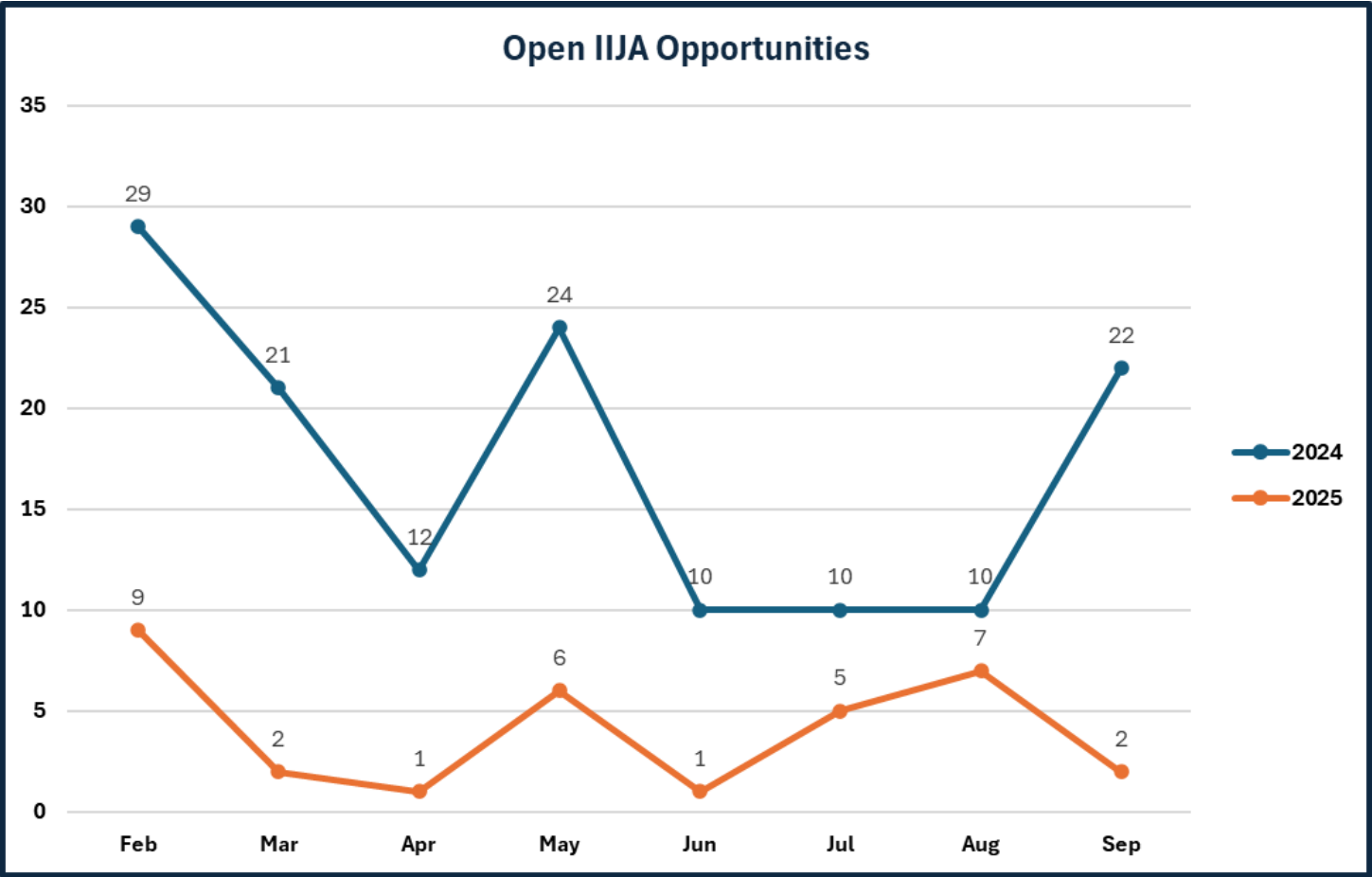
Hub Updates



What have we accomplished since our last meeting?

1. Hired a new Executive Director
2. Attended & presented at the KPTA & KEMA conference, KWEA/KsWEAA conference
3. Held a Technical Assistance (TA) Convening Meeting – 35 in attendance representing EDDs across the state of Kansas
 - a. Developing a new TA resource guide based on feedback from the conveying
4. Held an in person Steering Committee (SC) Meeting to discuss the priorities of the Hub moving forward
 - a. Developing new structure for the SC meetings to take a more holistic look at grants statewide
5. Held Peer to Peer Webinar on AI with 40 participants
6. TA team providing support to over 40 communities in application for the Kansas Water Office HB2303 Program.

Grants Management – A 2025 Perspective



Open IJJA Grant Opportunities		
Month	FY 2024	FY 2025
Feb	29	9
Mar	21	2
Apr	12	1
May	24	6
Jun	10	1
Jul	10	5
Aug	10	7
Sep	22	2
Grand Total	138	33

Non-IIJA Grant Program TA Assistance

State

KWO 32

KDOC 5

KDEM 3

KDOT 1

KDA 1

Federal

U.S. Economic Development
Administration 4

U.S. Department
of Justice 2

U.S.
Department of
Agriculture 2

U.S.
Department of
the Interior 1

Bureau of
Reclamation 1

National
Archives
1

Bureau of
Indian
Affairs 1

U.S. Enviornmental
Protection Agency 1

Foundation

Brothers Helping
Brothers 1

Patterson Family
Foundation 1

Greater Goods
Charities 1

Lattner Family
Foundation 1

USA Pickleball
Association 1

Main Street
America 1

Dashboards



The figure consists of two main parts: a map of Kansas and a bar chart.

Map of Kansas: The map displays county-level data for Build Kansas Fund applications. A legend indicates that orange dots represent "Build Kansas Application Approved (Awaiting Federal Grant Award)" and green dots represent "Build Kansas Application Awarded Federal Grant". The map shows a high concentration of applications in the eastern half of the state, particularly in the counties bordering Missouri and Oklahoma.

Bar Chart: Total Awarded by Economic Development District (\$M)

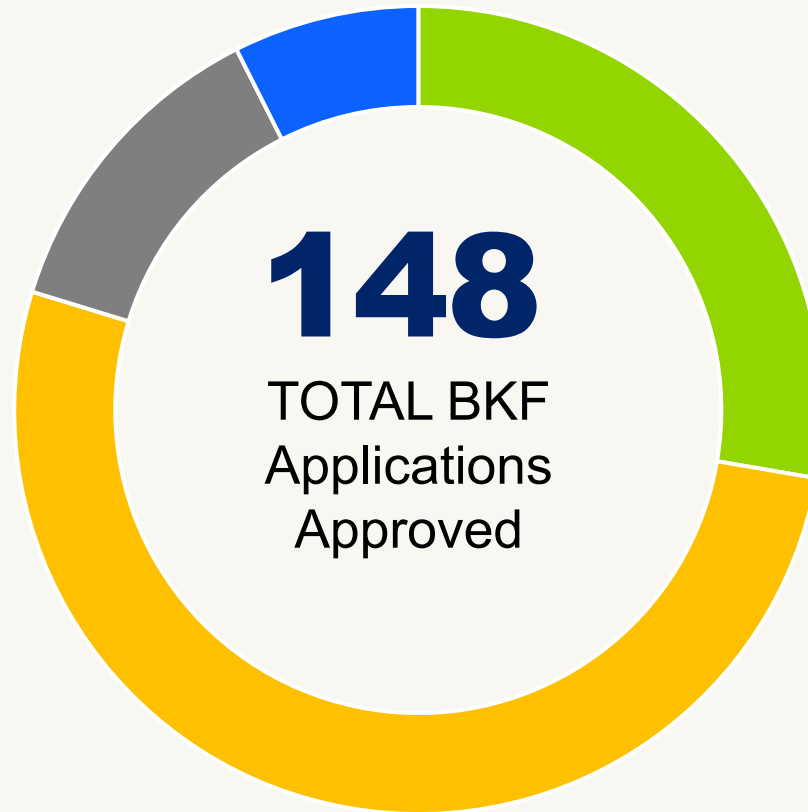
The bar chart compares the total amount awarded by EDD. The legend indicates that green bars represent "Build Kansas Funds Awarded" and orange bars represent "Build Kansas Funds Approved (Awaiting Award)". A dashed blue line at the \$10M mark indicates the threshold for receiving a federal grant program.

Economic Development District (EDD)	Build Kansas Funds Awarded (\$M)	Build Kansas Funds Approved (Awaiting Award) (\$M)	Total (\$M)
Great Plains	\$29.67M	\$2.96M	\$32.63M
NoEDD	\$2.80M	\$5.10M	\$7.90M
South Central	\$17.63M	\$0M	\$17.63M
Northwest	\$16.10M	\$0M	\$16.10M
Southeast	\$0M	\$2.80M	\$2.80M
North Central	\$0M	\$0.42M	\$0.42M
Flint Hills	\$0M	\$4.21M	\$4.21M
Mid-America	\$0M	\$7.28M	\$7.28M



BIL Dashboard

Build Kansas Funds Applications



49 Awarded
Federal Grant

69 Awaiting Federal
Grant Award

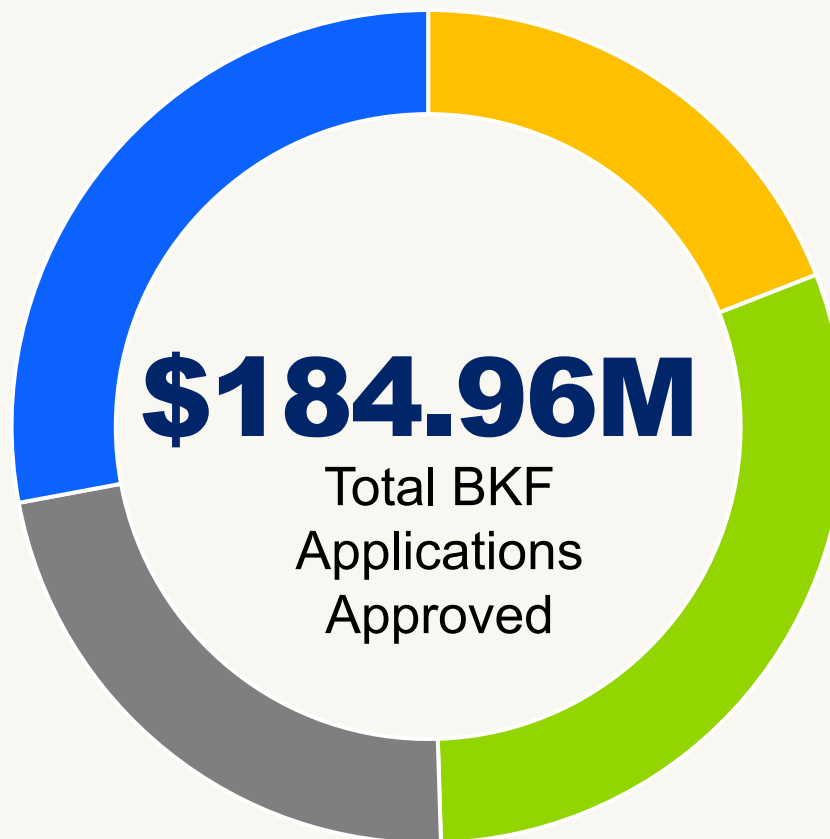
19 Not Awarded
Federal Grant

11 Federal Grant
Program Cancelled



BIL Dashboard

Build Kansas Funds Approved



\$35.10M

Awarded Federal Grant

\$56.06M

Awaiting Federal Grant Award

\$41.53M

Not Awarded Federal Grant

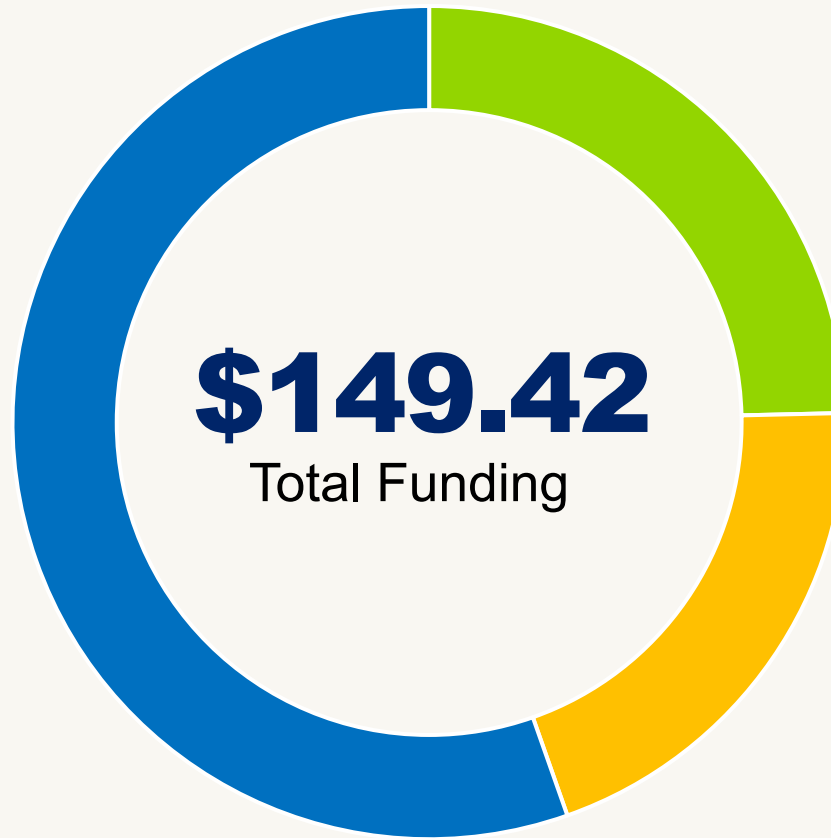
\$51.43M

Federal Grant Program
Cancelled



BIL Dashboard

Total Value of Awarded Projects



\$35.10M

BKF Committed

\$28.20M

Applicant Contribution

\$86.08M

Federal Funding Unlocked

BIL Dashboard

\$35.10M

BKF Committed

\$86.08M

Federal Funds
Unlocked

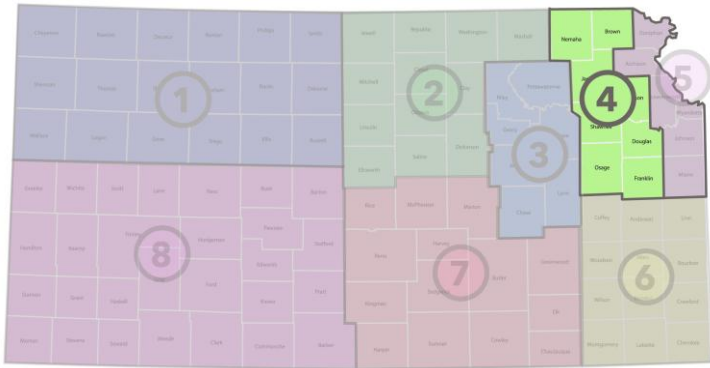
245%

Return on
Investment
(ROI)

Build Kansas Fund Application Review



2025-159-NoEDD
Franklin County
UPDATED



BIL Program: DOT | Safe Streets and Roads For All (SS4A)

Project Name: Safe Streets for Franklin County

Federally Required Match: 20%

Summary: This project includes the development of an Action Plan aimed at significantly reducing fatal crashes and severe injuries within the county’s seven city jurisdictions.

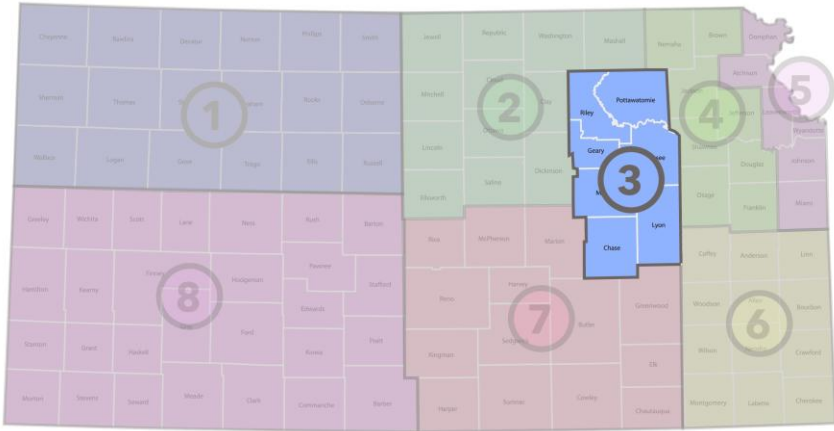
Source	Amount	% of Project
BKF Request Amount:	\$156,906.09	19%
Local Contribution (Cash):	\$8,258.06	1%
Federal Funding Unlocked	\$660,656.60	80%
Total Project Costs:	\$825,820.75	100%

*Applicant match contribution now meets the 5% match suggestion.

2025-162-FHRC

Flint Hills Regional Council, Inc

UPDATED



BIL Program: DOT | Safe Streets and Roads For All (SS4A)

Project Name: FHRC Regional SS4A Planning and Demonstration Grant Project

Federally Required Match: 20%

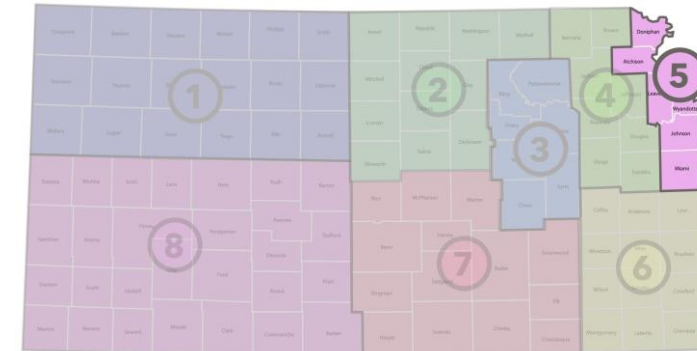
Summary: This project includes the development of a comprehensive Regional Safety Action Plan and the implementation of nine targeted demonstration projects in high-risk locations throughout the region.

Source	Amount	% of Project
BKF Request Amount:	\$329,340.11	19%
Local Contribution (In-Kind):	\$17,333.80	1%
Federal Funding Unlocked	\$1,386,695.00	80%
Total Project Costs:	\$1,733,368.91	100%

*Applicant match contribution now meets the 5% match suggestion.

2025-160-MARC

City of Basehor



BIL Program: DOT | Safe Streets and Roads For All (SS4A)

Project Name: City of Basehor – Safe Streets 4 All Action Plan

Federally Required Match: 20%

Summary: This project includes the creation and adoption of an Action Plan to implement Safe Streets 4 All strategies.

Source	Amount	% of Project
BKF Request Amount:	\$28,500	19%
Local Contribution (Cash):	\$1,500	1%
Federal Funding Unlocked	\$120,000	80%
Total Project Costs:	\$150,000	100%

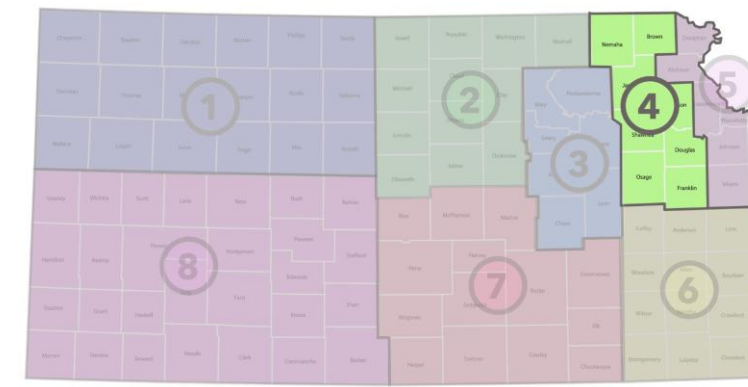
*Applicant match contribution meets the 5% match suggestion.

West Old Basehor



Streets in Blue color

2026-165-NoEDD Franklin County



BIL Program: Bridge Investment Program: Part A – Planning

Project Name: Bridges for Growth: Supporting Rural Commerce and Community

Federally Required Match: 20%

Summary: This project will allow for the development of planning, design, and engineering needed for future bridge construction.

Source	Amount	% of Project
BKF Request Amount:	\$37,525.95	19%
Local Contribution (Cash):	\$1,975.05	1%
Federal Funding Unlocked	\$158,004.00	80%
Total Project Costs:	\$197,505.00	100%

*Applicant match contribution meets the 5% match suggestion.



Outreach and Events



Outreach and Events

October	Event Type	Date	Location
Kansas Association of Airports Annual Conference	Conference	October 1-3, 2025	Garden City, KS
Elevate Kansas Community Development Forum	Forum	October 7, 2025	Topeka, KS
League of Kansas Municipalities	Conference	October 9-11, 2025	Overland Park, KS
Kansas Rural Water Association "Emergency Planning - Disaster Relief"	Training	October 7-9, 2025	Online
November	Event Type	Date	Location
Kansas Government Finance Officers Association Conference	Conference	November 7, 2025	Olathe, KS
Governor's Water Conference	Conference	November 12-13, 2025	Manhattan, KS
December	Event Type	Date	Location
Kansas Association of Counties (KAC)	Conference	December 8-11, 2025	Wichita, KS

KDOT Local Consults

Date	Location
October 7, 2025	Topeka, KS
October 8, 2025	Wichita, KS
October 9, 2025	Topeka, KS
October 13, 2025	Pratt, KS
October 14, 2025	Liberal, KS
October 15, 2025	Colby, KS
October 21, 2025	Kansas City, KS
October 23, 2025	Salina, KS
October 28, 2025	Online



Thank You!